

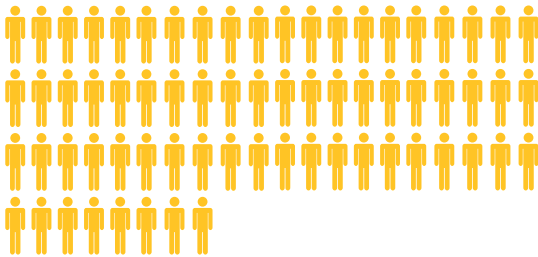


LEADERSHIP EXCHANGE SWITZERLAND


PRESENTED BY **IceMiller**
LEGAL COUNSEL

INDIANA

POPULATION
6.8 million



4.5%  POPULATION GROWTH
2012 - 2022

 **38.2**
MEDIAN AGE

NET MIGRATION
 **20,720**

\$455,750.2 GDP (million USD)

 **\$66,698** GDP PER CAPITA



\$89,784
TOTAL IMPORTS
(million USD)




\$45,272
TOTAL EXPORTS
(million USD)

SWITZERLAND

POPULATION
8.5 million



7.4%  POPULATION GROWTH
2012 - 2022

 **42.8**
MEDIAN AGE

NET MIGRATION
 **70,100**

\$807,706.9 GDP (million USD)

 **\$92,371** GDP PER CAPITA



\$356,235
TOTAL IMPORTS
(million USD)



\$400,057
TOTAL EXPORTS
(million USD)

INDIANA



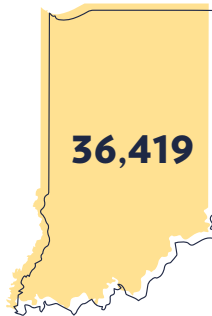
POVERTY STATUS
12.2%

COST OF LIVING INDEX
(100 = average)

95.6



TOTAL
SQUARE
MILES



36,419

SWITZERLAND



POVERTY STATUS
8.7%

COST OF LIVING INDEX
(100 = average)

123.4



TOTAL
SQUARE
MILES



15,940

LABOR FORCE

EMPLOYED

3,428,800 **3,320,500**

UNEMPLOYMENT
RATE

3.2%

YOUTH
UNEMPLOYMENT

9.9%

16 - 24

LABOR FORCE PARTICIPATION RATE



63.9%

LABOR FORCE

EMPLOYED

5,454,000 **5,238,000**

UNEMPLOYMENT
RATE

4.1%

YOUTH
UNEMPLOYMENT

7.5%

15 - 24

LABOR FORCE PARTICIPATION RATE



67.1%

MEANS OF TRANSPORTATION TO WORK



88.9%

Car



0.8%

Public Transit



2.4%

Walk or Bike

MEANS OF TRANSPORTATION TO WORK



53%

Car



27%

Public Transit



18%

Walk or Bike

INDIANA

EMPLOYMENT BY SECTOR

Indiana Economic Sector	% of Employed 2022
Agriculture, Forestry, Fishing, Hunting	0.5%
Mining	0.2%
Construction	5.0%
Manufacturing	17.4%
Wholesale Trade	4.2%
Retail Trade	10.1%
Transportation and Warehousing	5.8%
Utilities	0.5%
Information	1.1%
Finance and Insurance	3.3%
Real Estate, Rental, Leasing	1.2%
Professional and Tech. Servs.	4.6%
Management of Companies	1.1%
Administrative and Waste Services	6.2%
Educational Services	7.7%
Health Care and Social Assistance	14.3%
Arts, Entertainment, and Recreation	1.3%
Accommodation and Food Service	8.6%
Other Services	2.9%

SWITZERLAND

EMPLOYMENT BY SECTOR

Switzerland Economic Sector	% of Employed 2022
Agriculture and Forestry	2.3%
Manufacturing /Energy Provision	13.1%
Construction	7.0%
Trade and Repair Sector	11.2%
Transportation & Storage	4.4%
Restaurant and Hotel Sector	4.0%
Information and Communication	4.1%
Banking and Insurance	5.2%
Property, Other Economic Services	4.9%
Professional, Scientific and Technical Services	8.8%
Public Administration, Extraterritorial Organisations and Bodies	5.3%
Education and Teaching	7.5%
Health and Social Services	15.3%
Art, Maintenance, Private Households, Other Services	6.3%
No Information	0.4%

CORPORATE INCOME TAX

4.9%

on adjusted gross income (+21% US corp tax rate)

INDIVIDUAL INCOME TAX

3.15%

flat rate (+10%-37% US tax rate)

CORPORATE INCOME TAX

11.9% - 21.0%

(8.5% Federal + canton rate) on taxable profits

INDIVIDUAL INCOME TAX

22.1% - 45.5%

(11.5% Federal + canton rate)